

# NTI Day 9

Choose five of the activities below to complete for NTI Day 9. You must choose at least one reading and one math activity. Students may or may not need assistance. Parents, please initial each box completed by your child and return it with the completed work. If you have any questions you can read me via email [Britney.adkins@cloverport.kyschools.us](mailto:Britney.adkins@cloverport.kyschools.us). will be available from 7:30-3:15. Thank you!

Reading	Math	Writing	Phonics
Reading Log: read a book for 20 minutes	Math Sheet	Write 5 sentences. Underline the noun and circle the verb on lined paper.	Cut 3 pictures out of a magazine and glue them in the box. Spell the word on the line beside the box (sheet with boxes)
Read the passage <u>Fox's Box</u> and complete the questions.	30 minutes of IXL practice. Level practiced: _____	Write about anything you want. (must be at least 5 sentences)	Phonics sheet

Name \_\_\_\_\_

Read the selection. Then answer the questions that follow.

**Fox's Box**

Fox got in the big box at the pond. It was fun. But the box fell in. It did not stop. Fox got mad. He did not like to get wet. He did not like the box. It was not fun. He had to get back to land.

“Help!” Fox said.

“Come here!” said Rob.

“Where are you?” said Fox.

“I am here. Hop in!” said Rob. “You can do it! Come with me!”

Fox did it, and he got back.



Answer the questions below.

**1** Where was Fox?

- on a hill
- at a pond
- at his house

**2** How did Fox feel when the box fell in the pond?

- silly
- happy
- mad

**3** Rob liked to

- help.
- run.
- sit.

**4** How did Fox feel at the *end* of the story?

\_\_\_\_\_

-----

\_\_\_\_\_

-----

\_\_\_\_\_

**5** How did you know this story was make-believe?

\_\_\_\_\_

-----

\_\_\_\_\_

-----

\_\_\_\_\_

Spaceship Math Addition Z  
All Problems (No Zero)  
Math Worksheet 1

Name: \_\_\_\_\_

$$\begin{array}{r} 4 \\ +2 \\ \hline \end{array}$$

$$\begin{array}{r} 3 \\ +3 \\ \hline \end{array}$$

$$\begin{array}{r} 9 \\ +8 \\ \hline \end{array}$$

$$\begin{array}{r} 5 \\ +4 \\ \hline \end{array}$$

$$\begin{array}{r} 7 \\ +8 \\ \hline \end{array}$$

$$\begin{array}{r} 5 \\ +3 \\ \hline \end{array}$$

$$\begin{array}{r} 2 \\ +9 \\ \hline \end{array}$$

$$\begin{array}{r} 6 \\ +6 \\ \hline \end{array}$$

$$\begin{array}{r} 9 \\ +3 \\ \hline \end{array}$$

$$\begin{array}{r} 3 \\ +8 \\ \hline \end{array}$$

$$\begin{array}{r} 1 \\ +8 \\ \hline \end{array}$$

$$\begin{array}{r} 9 \\ +5 \\ \hline \end{array}$$

$$\begin{array}{r} 5 \\ +6 \\ \hline \end{array}$$

$$\begin{array}{r} 6 \\ +4 \\ \hline \end{array}$$

$$\begin{array}{r} 1 \\ +2 \\ \hline \end{array}$$

$$\begin{array}{r} 7 \\ +4 \\ \hline \end{array}$$

$$\begin{array}{r} 5 \\ +2 \\ \hline \end{array}$$

$$\begin{array}{r} 4 \\ +3 \\ \hline \end{array}$$

$$\begin{array}{r} 7 \\ +5 \\ \hline \end{array}$$

$$\begin{array}{r} 6 \\ +1 \\ \hline \end{array}$$

$$\begin{array}{r} 3 \\ +5 \\ \hline \end{array}$$

$$\begin{array}{r} 1 \\ +1 \\ \hline \end{array}$$

$$\begin{array}{r} 6 \\ +7 \\ \hline \end{array}$$

$$\begin{array}{r} 7 \\ +3 \\ \hline \end{array}$$

$$\begin{array}{r} 8 \\ +2 \\ \hline \end{array}$$

$$\begin{array}{r} 2 \\ +6 \\ \hline \end{array}$$

$$\begin{array}{r} 2 \\ +4 \\ \hline \end{array}$$

$$\begin{array}{r} 1 \\ +6 \\ \hline \end{array}$$

$$\begin{array}{r} 3 \\ +1 \\ \hline \end{array}$$

$$\begin{array}{r} 4 \\ +5 \\ \hline \end{array}$$

$$\begin{array}{r} 6 \\ +2 \\ \hline \end{array}$$

$$\begin{array}{r} 1 \\ +7 \\ \hline \end{array}$$

$$\begin{array}{r} 3 \\ +9 \\ \hline \end{array}$$

$$\begin{array}{r} 8 \\ +6 \\ \hline \end{array}$$

$$\begin{array}{r} 6 \\ +8 \\ \hline \end{array}$$

$$\begin{array}{r} 3 \\ +7 \\ \hline \end{array}$$

$$\begin{array}{r} 8 \\ +3 \\ \hline \end{array}$$

$$\begin{array}{r} 9 \\ +1 \\ \hline \end{array}$$

$$\begin{array}{r} 5 \\ +1 \\ \hline \end{array}$$

$$\begin{array}{r} 5 \\ +5 \\ \hline \end{array}$$

Total: 40

Goal: \_\_\_\_\_

Complete: \_\_\_\_\_


Correct: \_\_\_\_\_

© 2008-2016 DadsWorksheets.com


These Math Worksheets are provided free for personal or classroom use.

*DadsWorksheets.com*


# Spell the Word!!!




Three horizontal lines for writing: a solid top line, a dashed middle line, and a solid bottom line.



Three horizontal lines for writing: a solid top line, a dashed middle line, and a solid bottom line.



Three horizontal lines for writing: a solid top line, a dashed middle line, and a solid bottom line.



Name \_\_\_\_\_

**am**h 

--	--

j 

--	--

sl 

--	--

**ank**b 

--	--	--

t 

--	--	--

dr 

--	--	--

**ack**s 

--	--	--

bl 

--	--	--

**ag**fl 

--	--

r 

--	--



Jack packs a sack.  
 The bag has a snack for Frank.  
 Did Jack eat ham with jam?



**Directions** Help your child write letters in the boxes to build words that end with *-am*, *-ank*, *-ack*, and *-ag*. Have your child say each word aloud. Then read the sentences together. Ask your child to point to each word that ends with a pattern with short *a*.