

Name \_\_\_\_\_


NTI Day 1

Reading (Choose at least one)	Phonics	Grammar	Vocabulary	Math (Choose at least one)	Physical Activity	Life Skills
On The Bus- Read Story and Answer Questions Pg. 64-66  Parent Initial _____	Worksheet Pg. 5  Parent Initial _____	30 minutes of Language Arts IXL Practice Write the Levels Practiced in this box  Parent Initial _____	Worksheet Pg. 6  Parent Initial _____	Worksheet Pg. P7-P8  Parent Initial _____	Go out and play in the snow for 30 minutes. Write and draw about what you did.  Parent Initial _____	With the help of an adult, follow a recipe to bake something. Write in the box below what you made. Parent Initial _____
Reading Log- Read for 20 minutes. Write about what you read on the reading log.  Parent Initial _____		Worksheet Pg. 66 Sentences  Parent Initial _____		30 minutes of Math IXL Practice Write the Levels Practiced in this box  Parent Initial _____		

Choose five of the activities to complete for Day 1. You must choose at least one reading and one math activity. If a box is blank that means that there are no planned activities for that subject. Parents please initial each box completed by your child and return it with the work completed for Day 1. If you have any questions you can reach me via email [tasha.tucker@cloverport.kyschools.us](mailto:tasha.tucker@cloverport.kyschools.us) or through Class Dojo. I will be available from 7:45-3:15. Thank you.

Name \_\_\_\_\_

Read the story. Answer the questions.



### On the Bus

The kids in Room 204 were all ready for their end-of-the-year picnic.

“Someone forgot this lunchbox!” said Nan.

“Please bring it,” said Mrs. Kim, the teacher. “We must get on the bus.”

On the bus, Mrs. Kim asked everyone to sit. “Look out the windows. You will see some beautiful country,” she said.

Everyone was happy to be going somewhere away from school. They were happy to count the trees. They were happy to name the birds they saw. They were happy to see cows eating grass.

“Moo!” said Pablo.

“Moo! Moo!” said Jared.

“MOO, MOO, MOO!” said Nan.

Mrs. Kim stood up at the front of the bus and said, “Let’s stop mooing and sing a song instead.”

“Let’s clap our hands,” said Pablo.

“Let’s stomp our feet,” suggested Jared.

“Let’s snap our fingers,” said Nan.

“Let’s do all three,” proposed Pablo.

“Stop!” said Mrs. Kim. “That would be too many things to do at once.”



**Home Activity** Your child identified the setting of a story and some of the characters and what they did. Read a short story with your child. Have your child tell you about the characters and describe where the story takes place.

Name \_\_\_\_\_

Everyone was quiet. Soon the bus stopped. Mrs. Kim stood and said, "Here we are. The picnic table is over there by the lake."

"It is time to eat," said Pablo. "I do not have my lunchbox!"

"Here it is, my friend," said Nan.

"Thanks," said Pablo. "I will share my apple with you."

"You can have some of my rice cakes," said Nan.

It was the best picnic ever. On the way back to school, no one moaned. Everyone napped. Mrs. Kim smiled. She was happy too.

1. Where does most of this story take place?

---



---



---

2. Who is Mrs. Kim?

---



---



---

3. What do you think Pablo is like? Circle the answer below.

He is sad and cries a lot.

He is happy and likes to have fun.

He is very quiet and doesn't talk much.

4. Which two characters seem to be good friends?

---



---



---

5. What happens in the story that tells you they are friends?

---



---



---

**Name:**

**Directions:** Read for at least 20 minutes. Then write at least one complete sentence about your thoughts, feelings, and/or predictions related to what you read. Reading logs can be written on another sheet of paper as needed.

**TITLE AND AUTHOR(S)**

I should be able to tell what you read. Don't just write, "I like this book." Etc. A good sentence starter would be, "This book was about..."

**Date:**

TITLE: \_\_\_\_\_

AUTHOR(S): \_\_\_\_\_

Parent Signature: \_\_\_\_\_

**Date:**

TITLE: \_\_\_\_\_

AUTHOR(S): \_\_\_\_\_

Parent Signature: \_\_\_\_\_

**Date:**

TITLE: \_\_\_\_\_

AUTHOR(S): \_\_\_\_\_

Parent Signature: \_\_\_\_\_

**Date:**

TITLE: \_\_\_\_\_

AUTHOR(S): \_\_\_\_\_

Parent Signature: \_\_\_\_\_

Name \_\_\_\_\_

# Short Vowels

Write a list word to finish the rhyme.

1. gum on a \_\_\_\_\_  
 \_\_\_\_\_  
 \_\_\_\_\_

2. Zack in a \_\_\_\_\_  
 \_\_\_\_\_  
 \_\_\_\_\_

3. bag with a \_\_\_\_\_  
 \_\_\_\_\_  
 \_\_\_\_\_

4. lock on a \_\_\_\_\_  
 \_\_\_\_\_  
 \_\_\_\_\_

5. Tess in a \_\_\_\_\_  
 \_\_\_\_\_  
 \_\_\_\_\_

6. fist with a \_\_\_\_\_  
 \_\_\_\_\_  
 \_\_\_\_\_

Spelling Words	
drum	chop
rock	sack
list	tag
desk	rib
job	mess
sad	dust

Write a list word to finish the sentence.

7. Tom's \_\_\_\_\_ was to set the table.

8. My teacher sits at a \_\_\_\_\_.

9. Will you \_\_\_\_\_ this apple?

10. Get a rag and \_\_\_\_\_ the bench.

11. Sara was \_\_\_\_\_ when her dog got lost.

12. Andy fell and hurt his \_\_\_\_\_.

dust
job
sad
chop
rib
desk



**Home Activity** Your child wrote words with short vowels and these consonant/vowel patterns: CVC, CVCC, CCVC. Give clues about a word. Say, for example, "You play it in a band. It has a short u." Have your child guess and spell the word. (drum)

Name \_\_\_\_\_

# Sentences

Find the sentence. **Underline** the sentence.

1. In the small town.

We went to the fair in the small town.

2. They like to run together.

like to run together.

3. The boys will always be friends.


The boys.

4. Lives on a farm.

Juan Ramón lives on a farm.

5. Walk around their.

The boys walk around their neighborhoods.



**Write** each sentence on the line.

**Begin and end** the sentence correctly.

6. summer was almost over

\_\_\_\_\_

-----

\_\_\_\_\_

7. the boys write to each other

\_\_\_\_\_

-----

\_\_\_\_\_

8. they changed the club name

\_\_\_\_\_

-----

\_\_\_\_\_

Name \_\_\_\_\_

Put each group of words in **alphabetical order**.

**Pick** a word in ( ) that comes between the two words shown.

(pat / west)

(cup / van)

1. moon \_\_\_\_\_ space

2. sun \_\_\_\_\_ waves

(block / pest)

(red / zip)

3. comet \_\_\_\_\_ star

4. ice \_\_\_\_\_ tides

**Write** the words in alphabetical order.

**Use** the first letter of each word to help.

5. kite, many, have

\_\_\_\_\_

-----

\_\_\_\_\_

6. live, sled, find

\_\_\_\_\_

-----

\_\_\_\_\_

7. between, about, come

\_\_\_\_\_

-----

\_\_\_\_\_

8. mop, job, went, let

\_\_\_\_\_

-----

\_\_\_\_\_



**Home Activity** Your child learned to put words in alphabetical order. Write three different words on index cards, one word on each card. Have your child put the words in alphabetical order.

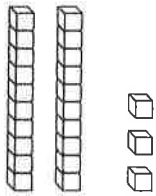
**Understand Place Value**

COMMON CORE STANDARD CC.2.NBT.3

Understand place value.

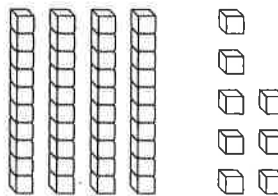
**Circle the value of the underlined digit.**

1.      23



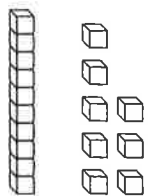
20      2

2.      48



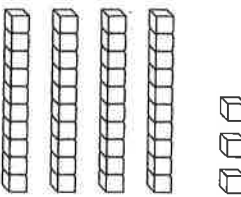
8      80

3.      18



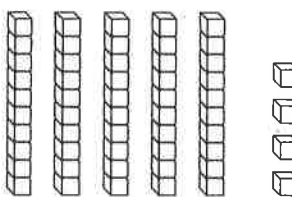
10      1

4.      43



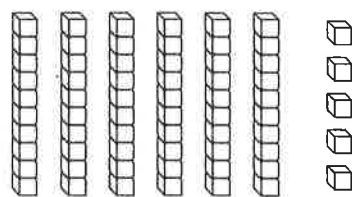
40      4

5.      54



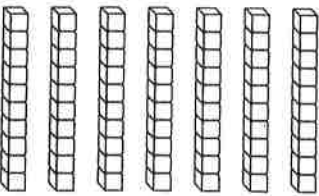
5      50

6.      65



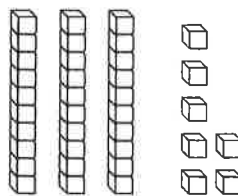
50      5

7.      70



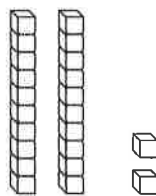
7      70

8.      37



70      7

9.      22



20      2

**PROBLEM SOLVING**

Write the 2-digit number that matches the clues.

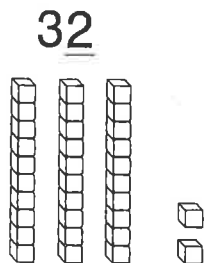
10. My number has a tens digit that is 8 more than the ones digit. Zero is not one of my digits.

My number is \_\_\_\_\_.



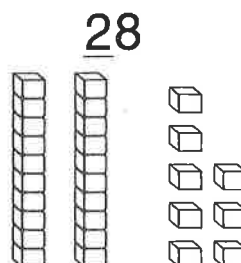
**Lesson Check** (CC.2.NBT.3)

1. What is the value of the underlined digit?



- 2                       20  
 3                       30

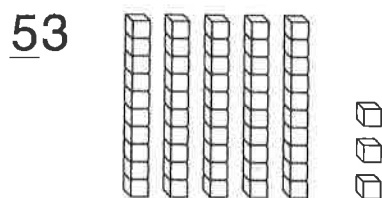
2. What is the value of the underlined digit?



- 80                       8  
 20                       2

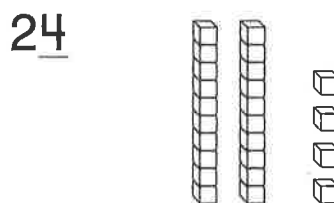
**Spiral Review** (CC.2.OA.3, CC.2.NBT.3)

3. What is the value of the underlined digit? (Lesson 1.3)



- 50                       8  
 30                       5

4. What is the value of the underlined digit? (Lesson 1.3)



- 40                       6  
 20                       4

5. Which of these choices is an even number of pens and an odd number of pencils? (Lesson 1.1)

- 7 pens 7 pencils  
 5 pens 4 pencils  
 2 pens 3 pencils  
 2 pens 2 pencils

6. Which sum is an even number?

(Lesson 1.2)

- $5 + 2 = 7$   
  $6 + 3 = 9$   
  $7 + 4 = 11$   
  $7 + 7 = 14$