

Name:

Day: 10

| Reading (Must do 1) | Grammar | Writing | Math (Must do 1) | Physical Activity | Life Skills |
|---|--|--|--|---|---|
| Reading Pages Pages are in the packet. Parent Initial _____ | IXL 30 minutes of Language Arts IXL practice. Write the levels practiced in this box. You may pick any level. Your username and password are located on the front of your folder. Parent Initial _____ | Writing Prompt Complete the writing prompt. Make sure you use proper capitalization and punctuation. Parent Initial _____ | Math Pages Pages are in the packet. Parent Initial _____ | Physical Activity Go out and play in the snow for 30 minutes. Parent Initial _____ | Life Skills With the help of an adult, follow a recipe to bake something. Write in the box below what you made. Parent Initial _____ |
| Reading Log Read for 30 minutes and fill out the reading log. The reading log is in the packet. Parent Initial _____ | Grammar Pages Pages are in the packet. Parent Initial _____ | Writing Prompt Write a story from your imagination. You must supply your own paper. Make sure you use proper capitalization and punctuation. Please attach your story to the packet. Parent Initial _____ | IXL 30 minutes of Math IXL Practice. Write the levels practiced in this box. You may pick any level. Your username and password are located on the front of your folder. Parent Initial _____ | Physical Activity Play a game with your parents, siblings or friends for 30 minutes. Write down the name of the game in this box. Parent Initial _____ | Life Skills With the help of an adult, follow directions on how to sort, wash and dry a load of laundry. This includes putting them away too! Parent Initial _____ |

Choose five of the activities to complete for one day. You must choose at least one reading and one math activity. Parents please initial each box completed by your child and return it with the completed work. If you have any questions you can reach me via email at rebecca.embry@cloverport.kyschools.us through Class Dojo messaging. I will be available from 7:45-3:15. Thank you.



Name: _____


Reading

How to Pet a Dolphin

By Anita Nahta Amin

"Look at the dolphins!" Jordan raced to the aquarium tank with his twin sister, Dani. He propped his elbows on the rim of the tank and leaned forward on his tip toes.

This was the closest he'd ever been to a dolphin. Sometimes when he and his family had gone ocean sailing, dolphins had chased their boat, but the dolphins had always been too far away and too fast to touch.



"I can't wait to touch one," Dani said, reaching out for a dolphin just as it swam away. She frowned.

"Maybe this will help," Mom said, stopping beside them with Dad.

Jordan's parents held out small white paper trays of crayon-sized silver fish.

"This is food for the dolphins," Dad explained.

Dani grabbed one of the trays and raced to the other side of the tank, where it was less crowded.

Jordan made a face at the fish in his tray. *Ew*, he thought. They were smelly and looked slimy and squishy. He studied the dolphins and wondered if they felt slimy too. When he heard laughter, he craned his neck past several people to watch Dani, who was waving one of her fish in the air.

A guide stopped beside Jordan. The guide said, "Hold your fish above the water and drop it in the dolphin's mouth. That's the best time to pet a dolphin."

Jordan held his breath as he pinched a fish between his thumb and index finger. He dangled it over the water.

A dolphin swam up to him and opened its mouth. Jordan pulled his hand slightly back and paused. What if the dolphin swallowed his hand, too?

"It's okay," the guide said. "It won't bite you."

Jordan glanced at the guide, and then at Dani, who was already petting a dolphin. Jordan dropped the fish into the dolphin's mouth and briefly touched its light gray back. It felt slippery and smooth. "Oh, cool!" he cried.

A big splash soaked Jordan as the dolphin glided away. "Aah!" He laughed and wrung his t-shirt. Jordan quickly held out another fish and smiled as he pet another dolphin.

Soon Jordan's tray was empty. Dolphin after dolphin passed just barely out of reach. They were all traveling to Dani, who had a waiting line of dolphins.

"Hey, over here!" Jordan shouted to the dolphins. He reached his hand out over the salty water in the tank.

"Dolphins can't hear you," the guide said. "They hear on a higher pitch."

Jordan whistled. A couple of dolphins swam by but didn't stop. His shoulders slumped. Then he shrugged and ran to his sister. "Dani, that was so cool!"

"I know!" Dani grinned. She threw a fish into a dolphin's mouth and rubbed its back. Dani picked up her last fish. "You want it?"

Jordan paused. "No, you do it."


"Okay." Dani tossed the fish to the next dolphin and pet it.

Then, Jordan wrapped his arm around Dani's shoulder. They giggled and ran out of the park.

Name: _____

How to Pet a Dolphin

By Anita Amin



1. Choose the best pair of words that describes how Jordan feels before he pets a dolphin at the aquarium.

- a. enthusiastic and fearless
- b. excited and uncertain
- c. bored and uninterested
- d. curious and tearful

2. According to the reading passage, why does Dani move to the other side of the dolphin tank? (Use a complete sentence.)

3. What is Jordan afraid will happen when he feeds a dolphin?

- a. The dolphin will swim away too quickly for him to pet it.
- b. The dolphin will not be interested in taking his fish.
- c. The dolphin will bite his hand.
- d. The dolphin will splash him and get his clothes wet.

4. Jordan uses his senses to observe the fish he is given to feed the dolphins. Circle each of the senses Jordan uses to observe the fish.

taste smell sound touch sight

5. When Jordan calls out to the dolphins, the guide informs him that the dolphins cannot hear him. In your own words, explain why the dolphins cannot hear human voices, using complete sentences.

Name: _____

How to Pet a Dolphin

By Anita Amin



Match each vocabulary word from the story, "How to Pet a Dolphin," with the correct definition.

_____ 1. squishy

_____ 2. briefly

_____ 3. wrung

_____ 4. aquarium

_____ 5. swallowed

_____ 6. dangled

_____ 7. slippery

_____ 8. craned

_____ 9. pitch

_____ 10. shrugged

a. stretched one's neck in order to see something better

b. raised one's shoulders up and down

c. having a soft and wet texture

d. held out in front of someone or something; swung loosely

e. lasting for only a moment

f. how high or low a tone is

g. ate or gulped something down

h. twisted in order to squeeze water out of something

i. having a texture that is smooth or slick

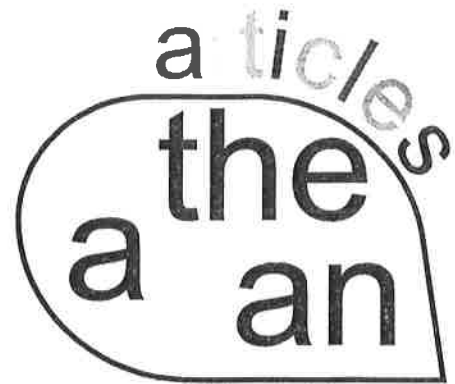
j. a glass enclosure for aquatic animals

Articles: a, an & the

Grammar Worksheet

Circle the correct article (a / an / the) in each sentence:

1. He carried a/an axe.
2. My mom poured lemonade from a/an pitcher.
3. That cat is stuck in a/an tree.
4. A/an elephant has a long trunk.
5. The truck was driving down a/an dirt road.
6. There is a/an chair at the table.
7. Mary ate a/an egg for breakfast.
8. Tom runs as fast as a/an cheetah.
9. There is a/an inky spot on my pants.
10. I love to read a/an book.



Write the correct article (a / an / the) before each noun:

_____ flower

_____ apple

_____ pig

_____ logs

_____ rake

_____ oven

_____ baseballs

_____ idea

Describe the perfect snow day.





Check with addition

Math

Subtracting 3-digit numbers, with regrouping

Grade 3 Subtraction Worksheet

Find the difference.

$$\begin{array}{r} 1. \quad 358 \\ - 125 \\ \hline \\ \hline \end{array}$$

$$\begin{array}{r} 2. \quad 997 \\ - 813 \\ \hline \\ \hline \end{array}$$

$$\begin{array}{r} 3. \quad 350 \\ - 244 \\ \hline \\ \hline \end{array}$$

$$\begin{array}{r} 4. \quad 992 \\ - 405 \\ \hline \\ \hline \end{array}$$

$$\begin{array}{r} 5. \quad 637 \\ - 289 \\ \hline \\ \hline \end{array}$$

$$\begin{array}{r} 6. \quad 620 \\ - 160 \\ \hline \\ \hline \end{array}$$

$$\begin{array}{r} 7. \quad 665 \\ - 332 \\ \hline \\ \hline \end{array}$$

$$\begin{array}{r} 8. \quad 535 \\ - 474 \\ \hline \\ \hline \end{array}$$

$$\begin{array}{r} 9. \quad 522 \\ - 431 \\ \hline \\ \hline \end{array}$$

$$\begin{array}{r} 10. \quad 122 \\ - 96 \\ \hline \\ \hline \end{array}$$


$$\begin{array}{r} 11. \quad 216 \\ - 61 \\ \hline \\ \hline \end{array}$$

$$\begin{array}{r} 12. \quad 66 \\ - 28 \\ \hline \\ \hline \end{array}$$

Name: _____

Math

Mixed-Up Multiplication Table



Help Multiplication MaX fill in the empty squares.

| | | | | | | | | | | | | |
|----|----|----|----|--|----|----|----|----|----|----|----|---|
| | | | | | | | | 36 | | 12 | | |
| | | | 12 | | | | | | | | | 4 |
| | | | | | | | | | | 5 | | |
| | | | | | | | | 0 | | | | |
| 16 | | | | | | 56 | | | | | 88 | |
| | | | | | | | | | | | | |
| | | 36 | | | | | 40 | | | | | |
| | | | | | 66 | | | | | | | |
| | | | | | | | 70 | | | | | |
| | | | | | | | | | 80 | | | |
| | | | 36 | | | | | | | | 33 | |
| | | | | | | 63 | | | | | | |
| | 30 | | 72 | | | | | | | | | |